

PLANE PLUS

Version

Plus - Island - 90 cm - Black -
800 m³/h

Designer

Collection

Design

EAN code

8034122367064

FEATURES

Perimeter suction
Electronic control
Metallic grease filter,
removable and washable
Combined regenerable
Carbon.Zeo filter (optional)
Remote control (optional)
Dimmable lighting
Dynamic Light (2700K - 5600K)
Dialogue system with auto
mode

OPTIONAL ACCESSORIES

KACL.1039

Carbon.Zeo Microtech filter

KACL.557#N

Extension H1200 Island - Black

KACL.866

Air flow conveyer for re-
circulation versions (Island)

105080053

Remote control

TECHNICAL FEATURES

Installation type

Island

Dimensions

90 cm

Finishing

Painted black steel

Motor

800 m³/h

Type of control

Electronic control

Speed

3 + boost

Lighting

Strip Led - 2700 K / 5600 K

Minimum distance

Gas hob: 60 cm

Electric hob: 52 cm



Photograph is for information purposes only
It may not correspond to the selected version.

PACKAGING:WEIGHTS AND VOLUMES

Gross weight

39.4 kg

Net weight

32.8 kg

Volumes

0.37 m³

Packaging size

Length

1035 mm

Height

480 mm

Depth

740 mm

CONSUMPTION AND CONNECTION FEATURES

Maximum consumption

280 W

Voltage

220-240V

Frequency

50-60Hz

MOTOR TECHNICAL SHEET

Maximum capacity

641 m³/h

I.E.C. 61591

Maximum noise level

69 dB(A)re1pW

I.E.C.60704-2-13

Maximum pressure (Pa)

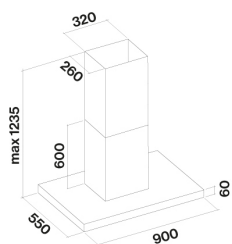
500 Pa

Max. motor power

245 W

ENERGY CLASS

B



PLANE PLUS

Version

Plus - Island - 90 cm - Black -
800 m³/h

Designer

Collection

Design

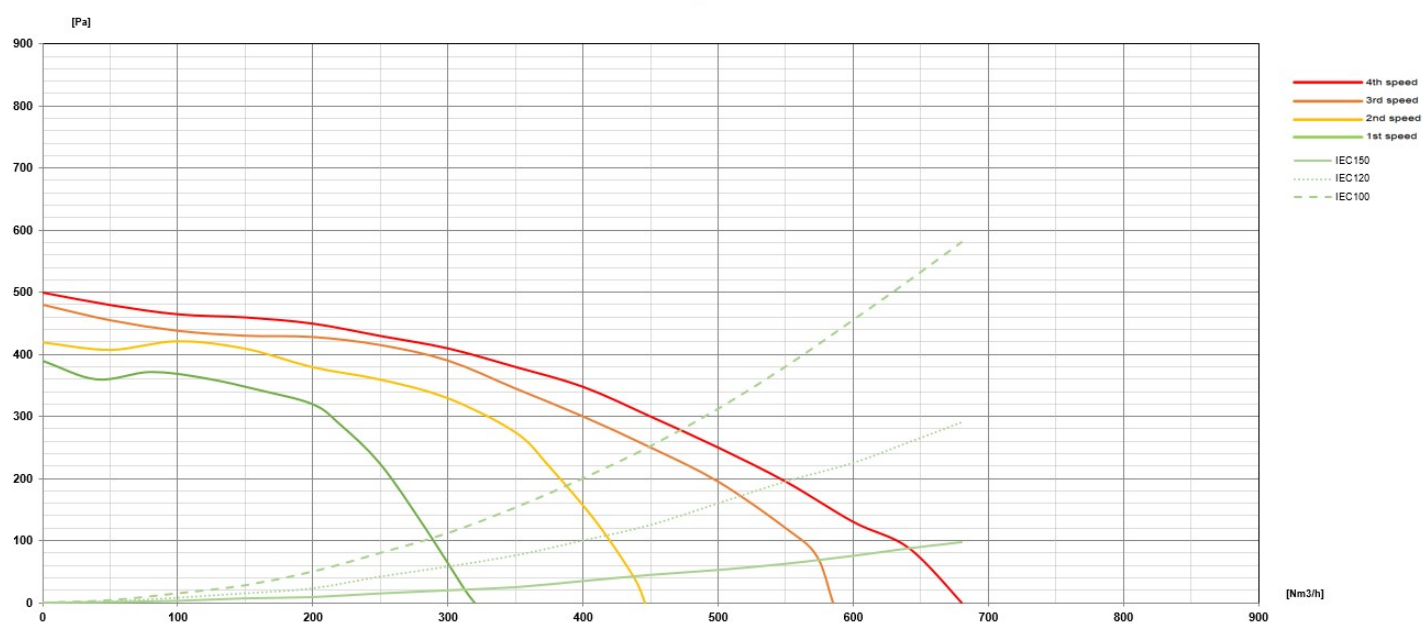
EAN code

8034122367064

MOTOR TECHNICAL SHEET

Motor speed	1	2	3	4
Noise level dB(A) _{re1pW-I.E.C.60704-2-13}	51	61	66	69
Capacity (m ³ /h) I.E.C.61591	313	468	573	641
Maximum pressure (Pa)	390	420	480	500
Power (W)	145	175	215	245
Air outlet	150	150	150	150

CAPACITY / PRESSURE



PLANE PLUS

Version

Plus - Island - 90 cm - Black -
800 m³/h

Designer

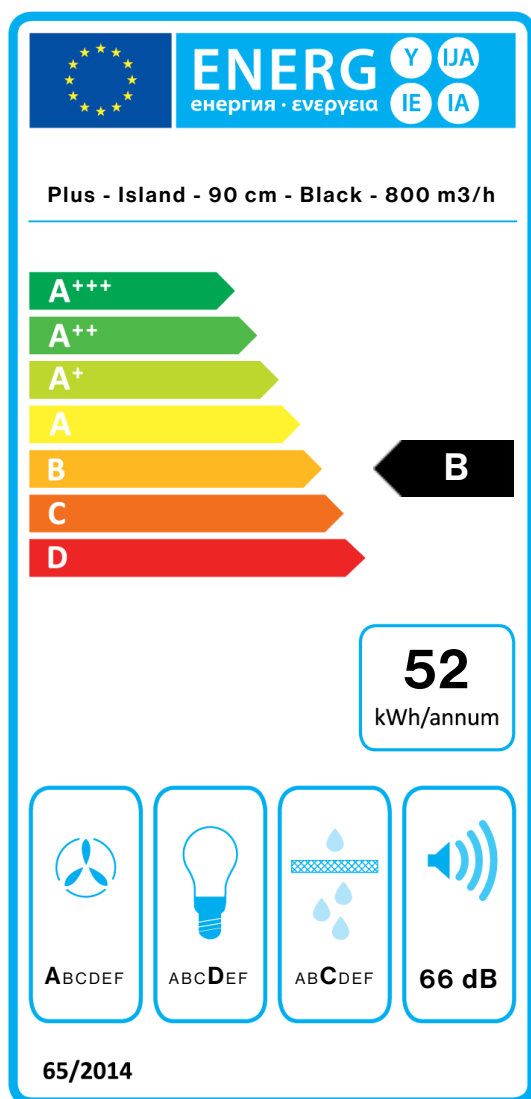
Collection

Design

EAN code

8034122367064

ENERGY LABEL



PF		
S	Falmec Spa	
M	Plus - Island - 90 cm - Black - 800 m ³ /h	
AEC	51,5	kWh/a
EEC	B	
FDE	29,2	
FDEC	A	
LE	15,4	
LEC	D	
GFE	80,0	
GFEC	C	
Qmin	313,0	m ³ /h
Qmax	573,0	m ³ /h
Qboost	641,0	m ³ /h
SPEmin	51	dBa
SPEmax	66	dBa
SPEboost	69	dBa
PO	-	W
PS	0,48	W
PI		
F	0.9	
EEL	55,1	
Qbep	366,0	m ³ /h
Pbep	373	Pa
Qboost	641,0	m ³ /h
Wbep	130,0	W
WL	12,00	W
Emiddle	185	lux
Lwa-SPEmax	66	dBa

PF_Product fiche according to 65/2014 S_Supplier name / M_Model identification / AEC_Annual Energy Consumption (AEC hood) / EEC_Energy Efficiency class / FDE_Fluid Dynamic Efficiency (FDE hood) / FDEC_Fluid Dynamic Efficiency class / LE_Lighting Efficiency (LE hood) / LEC_Lighting Efficiency class / GFE_Grease Filtering Efficiency / GFEC_Grease Filtering Efficiency class / Qmin_Air flow (in m³/h) at min speed in normal use / Qmax_Air flow (in m³/h) at max speed in normal use / Qboost_Air flow (in m³/h) at intensive or boost setting (max air-flow) / SPEmin_Airborne acoustical A-weighted sound power emissions at min speed in normal use / SPEmax_Airborne acoustical A-weighted sound power emissions at max speed in normal use / SPEboost_Airborne acoustical A-weighted sound power emissions (in dB) at intensive or boost setting / PO_Power consumption in off mode (Po) / Ps_Power consumption in stand by mode (Ps). **PI_Additional information according to 66/2014** F_Time increase factor / EEI_Energy Efficiency Index / Qbep_Measured air flow rate at best efficiency point / Pbep_Measured air pressure at best efficiency point / Wbep_Measured electric power input at best efficiency point / WL_Nominal power of the lighting system / Emiddle_Average illumination of the lighting system on the cooking surface / Lwa-SPEmax_Sound pressure level at the highest speed.