

MERCURIO BLACK

Version

Wall 90 cm - black - 600 m³/h

Collection

Design

EAN code

8034122365701



*The photograph is purely for information
It may not correspond to the selected version.*

FEATURES

Electronic control
Optional combined regenerable Carbon.Zeo filter
Optional charcoal filter
Dimmable led lighting
Dynamic LED Light (2700K - 5600K)
Dialogue system with auto mode

Available from Dec. 2023

OPTIONAL ACCESSORIES

KACL.512#N

Extension kit - black - h96 cm

103050107

Square charcoal filter - Type 3

105080053

Remote control

TECHNICAL FEATURES

Installation type
Wall

Dimensions
90 cm

Finishing
Matte black painted steel

Motor
600 m³/h

Type of control
Mechanical control

Speed settings
3

Lighting
Led 3x1,2 W - 2700 K / 5600 K

Charcoal filter
Square charcoal filter - Type 3 (optional)

Minimum distance
Gas hob: 63 cm
Electric hob: 52 cm

PACKAGING:WEIGHTS AND VOLUMES

Gross weight
18.8 kg

Net weight
13.7 kg

Volumes
0.27 m³

Packaging size

Length
995 mm

Height
450 mm

Depth
595 mm

CONSUMPTION AND CONNECTION FEATURES

Maximum consumption
230 W

Voltage
220-240V

Frequency
50-60Hz

Plug type
Schuko

MOTOR TECHNICAL SHEET

Maximum capacity
580 m³/h

I.E.C. 61591

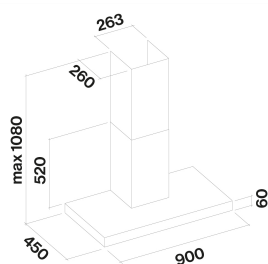
Maximum noise level
65 dB(A)re1pW

I.E.C.60704-2-13

Maximum pressure (Pa)
480 Pa

Max. motor power
200 W

ENERGY CLASS
B



MERCURIO BLACK

Version

Wall 90 cm - black - 600 m³/h

Collection

Design

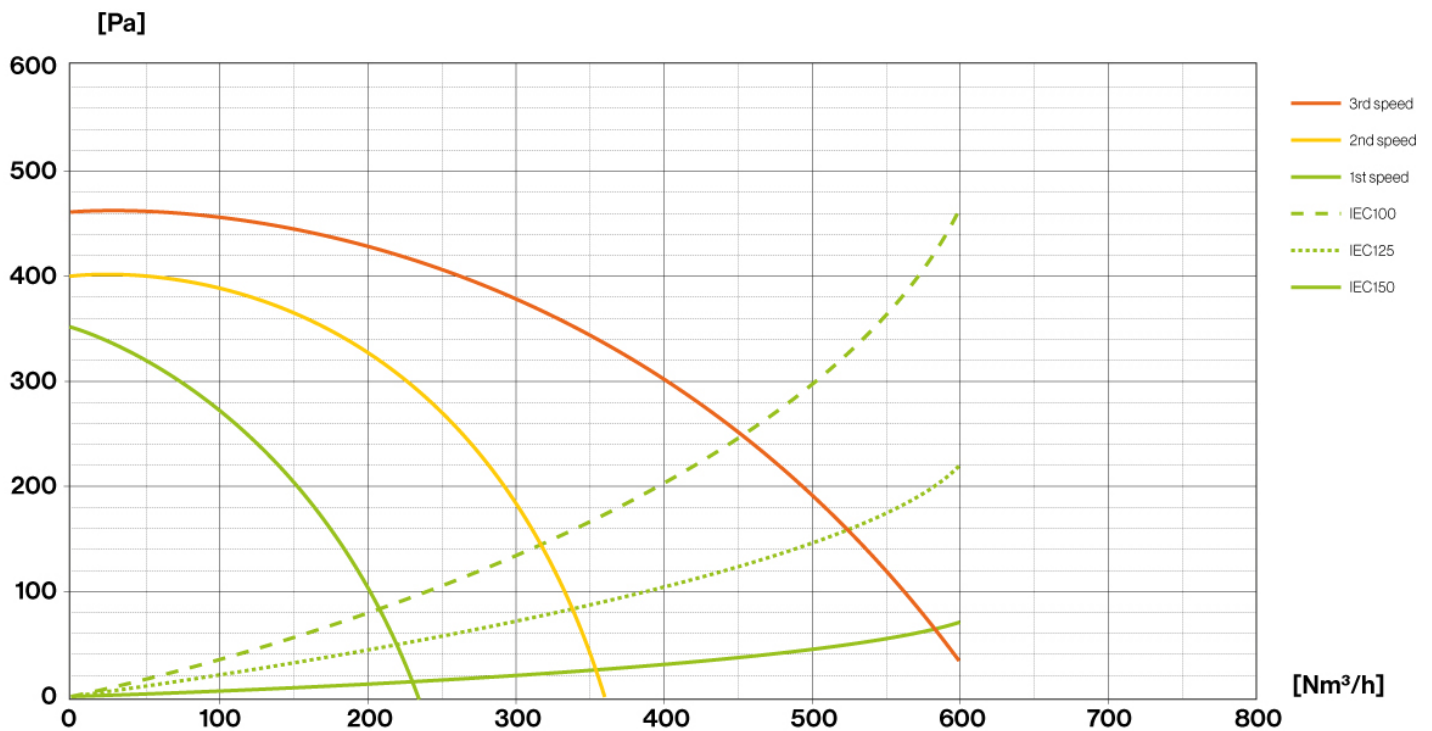
EAN code

8034122365701

MOTOR TECHNICAL SHEET

Motor speed	1	2	3
Noise level dB(A) _{re1pW-I.E.C.60704-2-13}	47	56	65
Capacity (m ³ /h) I.E.C.61591	240	350	580
Maximum pressure (Pa)	250	400	480
Motor Power (W)	130	160	200
Air outlet	150	150	150

CAPACITY / PRESSURE



MERCURIO BLACK

Version

Wall 90 cm - black - 600 m³/h

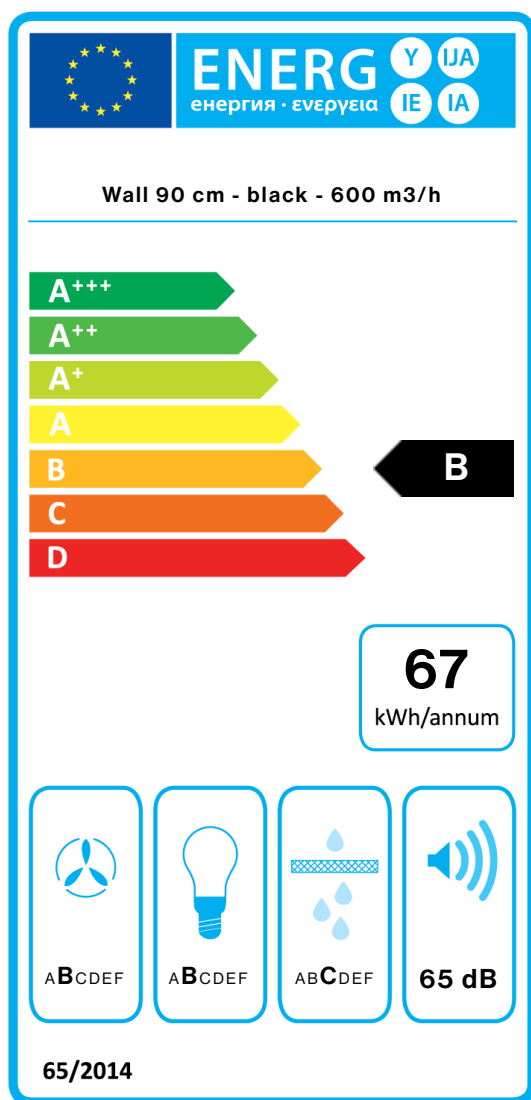
Collection

Design

EAN code

8034122365701

ENERGY LABEL



PF		
S	Falmec Spa	
M	Wall 90 cm - black - 600 m ³ /h	
AEC	67,4	kWh/a
EEC	B	
FDE	23,2	
FDEC	B	
LE	27,9	
LEC	B	
GFE	80,0	
GFEC	C	
Qmin	240,0	m ³ /h
Qmax	580,0	m ³ /h
Qboost	580,0	m ³ /h
SPEmin	47	dBa
SPEmax	65	dBa
SPEboost	-	dBa
PO	-	W
PS	0,48	W
PI		
F	1.2	
EEL	68,8	
Qbep	360,0	m ³ /h
Pbep	337	Pa
Qboost	580,0	m ³ /h
Wbep	145,0	W
WL	5,30	W
Emiddle	148	lux
Lwa-SPEmax	65	dBa

PF_Product fiche according to 65/2014 S_Supplier name / M_Model identification / AEC_Annual Energy Consumption (AEC hood) / EEC_Energy Efficiency class / FDE_Fluid Dynamic Efficiency (FDE hood) / FDEC_Fluid Dynamic Efficiency class / LE_Lighting Efficiency (LE hood) / LEC_Lighting Efficiency class / GFE_Grease Filtering Efficiency / GFEC_Grease Filtering Efficiency class / Qmin_Air flow (in m³/h) at min speed in normal use / Qmax_Air flow (in m³/h) at max speed in normal use / Qboost_Air flow (in m³/h) at intensive or boost setting (max air-flow) / SPEmin_Airborne acoustical A-weighted sound power emissions at min speed in normal use / SPEmax_Airborne acoustical A-weighted sound power emissions at max speed in normal use / SPEboost_Airborne acoustical A-weighted sound power emissions (in dB) at intensive or boost setting / PO_Power consumption in off mode (Po) / Ps_Power consumption in stand by mode (Ps). **PI_Additional information according to 66/2014** F_Time increase factor / EEL_Energy Efficiency Index / Qbep_Measured air flow rate at best efficiency point / Pbep_Measured air pressure at best efficiency point / Qboost_Maximum air flow / Wbep_Measured electric power input at best efficiency point / WL_Nominal power of the lighting system / Emiddle_Average illumination of the lighting system on the cooking surface / Lwa=SPEmax_Sound pressure level at the highest speed.