

POLAR LIGHT

Version

Wall 35 cm - 800 m3/h

Collection

Design+

EAN code

8034122332307



*The photograph is purely for information
It may not correspond to the selected version.*

FEATURES

Electronic control
LED ambient light
LED lighting
Top filter, removable and washable
Charcoal filter included

OPTIONAL ACCESSORIES

KACL.770#41F
Remote under-roof 1100 m3/h
Brushless

KACL.786#41F
Outdoor extractor fan 1000 m3/h

KACL.796#4AF
Outdoor extractor fan 1500 m3/h

KACL.797#4AF
Remote under-roof motor 1300 m3/h

KACL.798#41F
Remote under-roof motor 950 m3/h

KACL.815
Protective cleaning cloths for stainless steel (box 10 pcs)

TECHNICAL FEATURES

Installation type
Wall

Dimensions
35 cm

Finishing
Scotch brite stainless steel (AISI 304)

Motor
800 m³/h

Type of control
Electronic control

Speed settings
4

Lighting
Led 3x1,2 W - 3200 K

Ambient lighting
Led strip 5 W

Charcoal filter
Round charcoal filter Ø170 mm - Type 6 (included)

Minimum distance
Gas hob: 60 cm
Electric hob: 52 cm

PACKAGING:WEIGHTS AND VOLUMES

Gross weight
29 kg

Net weight
24 kg

Volumes
0.3 m³

Packaging size
Length
995 mm
Height
500 mm
Depth
595 mm

CONSUMPTION AND CONNECTION FEATURES

Maximum consumption
280 W

Voltage
220-240V

Frequency
50-60Hz

Plug type
Shuko

MOTOR TECHNICAL SHEET

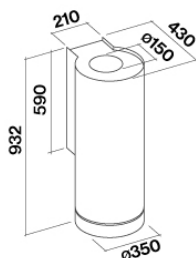
Maximum capacity
710 m³/h
I.E.C. 61591

Maximum noise level
67 dB(A)re1pW
I.E.C.60704-2-13

Maximum pressure (Pa)
500 Pa

Max. motor power
215 W

ENERGY CLASS
B



POLAR LIGHT

Version

Wall 35 cm - 800 m³/h

Collection

Design+

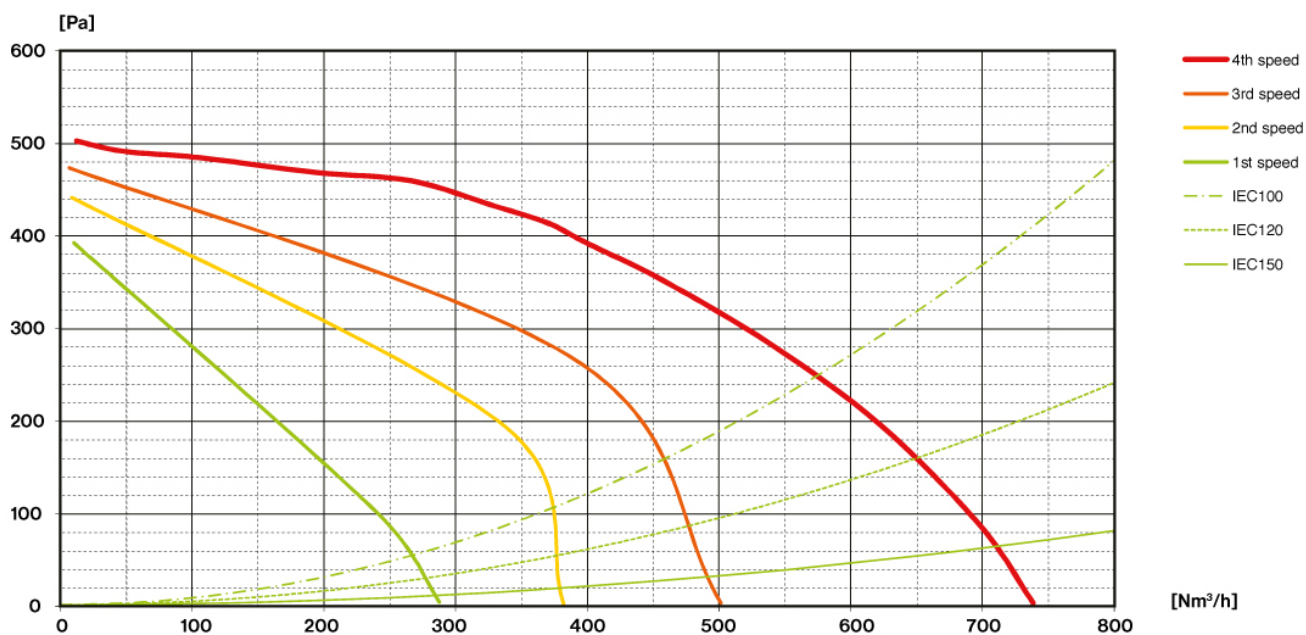
EAN code

8034122332307

MOTOR TECHNICAL SHEET

Motor speed	1	2	3	4
Noise level dB(A) _{re1pW-I.E.C.60704-2-13}	48	54	61	67
Capacity (m ³ /h) I.E.C.61591	290	380	490	710
Maximum pressure (Pa)	400	450	480	500
Motor Power (W)	134	156	180	215
Air outlet	150	150	150	150

CAPACITY / PRESSURE



POLAR LIGHT

Version

Wall 35 cm - 800 m3/h


Collection

Design+

EAN code

8034122332307

ENERGY LABEL



PF		
S	Falmec Spa	
M	Wall 35 cm - 800 m3/h	
AEC	63,9	kWh/a
EEC	B	
FDE	28,1	
FDEC	A	
LE	13,7	
LEC	D	
GFE	76,0	
GFEC	C	
Qmin	290,0	m ³ /h
Qmax	490,0	m ³ /h
Qboost	710,0	m ³ /h
SPEmin	48	dBa
SPEmax	61	dBa
SPEboost	69	dBa
PO	-	W
PS	0,48	W
PI		
F	1	
EEL	60,9	
Qbep	371,0	m ³ /h
Pbep	412	Pa
Qboost	710,0	m ³ /h
Wbep	151,0	W
WL	12,00	W
Emiddle	165	lex
Lwa-SPEmax	61	dBa

PF_Product fiche according to 65/2014 S_Supplier name / M_Model identification / AEC_Annual Energy Consumption (AEC hood) / EEC_Energy Efficiency class / FDE_Fluid Dynamic Efficiency (FDE hood) / FDEC_Fluid Dynamic Efficiency class / LE_Lighting Efficiency (LE hood) / LEC_Lighting Efficiency class / GFE_Grease Filtering Efficiency / GFEC_Grease Filtering Efficiency class / Qmin_Air flow (in m³/h) at min speed in normal use / Qmax_Air flow (in m³/h) at max speed in normal use / Qboost_Air flow (in m³/h) at intensive or boost setting (max air-flow) / SPEmin_Airborne acoustical A-weighted sound power emissions at min speed in normal use / SPEmax_Airborne acoustical A-weighted sound power emissions at max speed in normal use / SPEboost_Airborne acoustical A-weighted sound power emissions (in dB) at intensive or boost setting / PO_Power consumption in off mode (Po) / Ps_Power consumption in stand by mode (Ps). **PI_Additional information according to 66/2014** F_Time increase factor / EEL_Energy Efficiency Index / Qbep_Measured air flow rate at best efficiency point / Pbep_Measured air pressure at best efficiency point / Qboost_Maximum air flow / Wbep_Measured electric power input at best efficiency point / WL_Nominal power of the lighting system / Emiddle_Average illumination of the lighting system on the cooking surface / Lwa=SPEmax_Sound pressure level at the highest speed.