

LUMEN

Version

Wall 90 cm - 800 m3/h

Collection

Design

EAN code

8034122324876



*The photograph is purely for information
It may not correspond to the selected version.*

FEATURES

Scotch brite stainless steel (AISI 304)
Electronic control
LED lighting
Air Falmec filter for balanced suction
Charcoal filter included

Strip led 4000°K from 12.28.21

OPTIONAL ACCESSORIES

KACL.510#I

Extension H700 - Wall

KACL.512#I

Extension H960 - Wall

KACL.770#41F

Remote under-roof 1100 m3/h
Brushless

KACL.786#41F

Outdoor extractor fan 1000 m3/h

KACL.796#4AF

Outdoor extractor fan 1500 m3/h

KACL.797#4AF

Remote under-roof motor 1300 m3/h

KACL.798#41F

Remote under-roof motor 950 m3/h

KACL.815

Protective cleaning cloths for stainless steel (box 10 pcs)

TECHNICAL FEATURES

Installation type

Wall

Dimensions

90 cm

Finishing

Scotch brite stainless steel (AISI 304)

Motor

800 m³/h

Type of control

Electronic control

Speed settings

4

Lighting

Strip led (4000K)

Filter

3 x Metallic filter "Air Falmec" - Wall 285x301 mm

Charcoal filter

Square charcoal filter - Type 3 (optional)

Minimum distance

Gas hob: 63 cm

Electric hob: 52 cm

PACKAGING:WEIGHTS AND VOLUMES

Gross weight

24 kg

Net weight

19 kg

Volumes

0.25 m³

Packaging size

Length

995 mm

Height

430 mm

Depth

595 mm

CONSUMPTION AND CONNECTION FEATURES

Maximum consumption

320 W

Voltage

220-240V

Frequency

50-60Hz

Plug type

Shuko

MOTOR TECHNICAL SHEET

Maximum capacity

680 m³/h

I.E.C. 61591

Maximum noise level

68 dB(A)re1pW

I.E.C.60704-2-13

Maximum pressure (Pa)

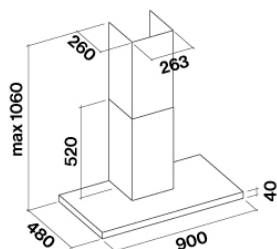
500 Pa

Max. motor power

215 W

ENERGY CLASS

B



LUMEN

Version

Wall 90 cm - 800 m³/h

Collection

Design

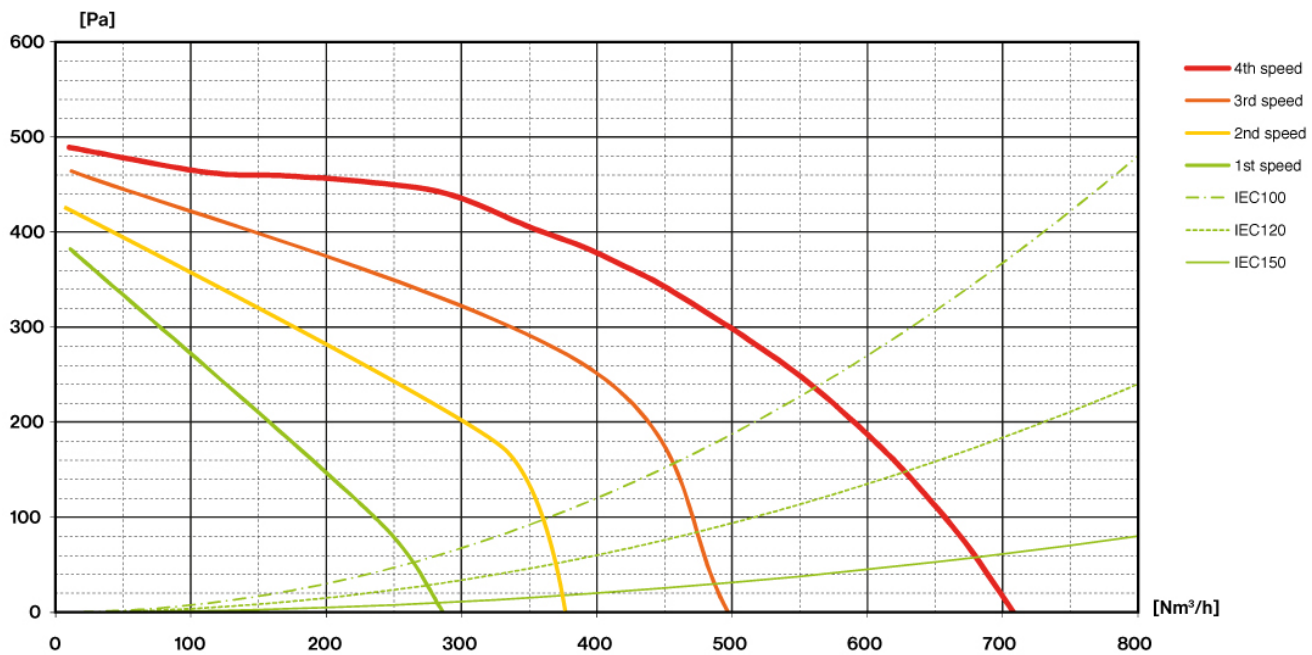
EAN code

8034122324876

MOTOR TECHNICAL SHEET

Motor speed	1	2	3	4
Noise level dB(A)re1pW-I.E.C.60704-2-13	49	56	62	68
Capacity (m ³ /h) I.E.C.61591	280	370	480	680
Maximum pressure (Pa)	390	420	480	500
Motor Power (W)	132	153	175	215
Air outlet	150	150	150	150

CAPACITY / PRESSURE



LUMEN

Version

Wall 90 cm - 800 m3/h

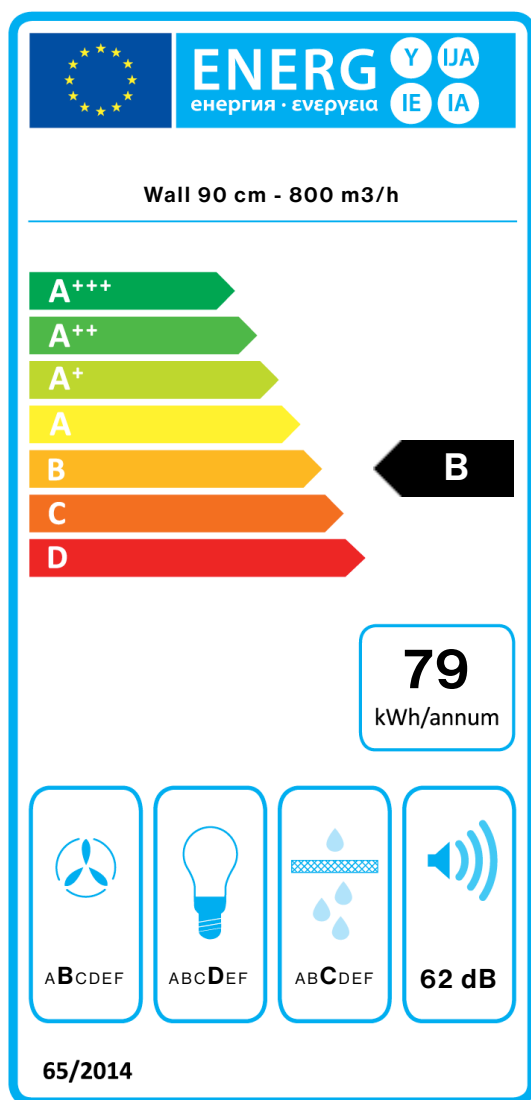
Collection

Design

EAN code

8034122324876

ENERGY LABEL



PF		
S	Falmec Spa	
M	Wall 90 cm - 800 m3/h	
AEC	79,1	kWh/a
EEC	B	
FDE	26,3	
FDEC	B	
LE	14,6	
LEC	D	
GFE	80,0	
GFEC	C	
Qmin	280,0	m ³ /h
Qmax	480,0	m ³ /h
Qboost	680,0	m ³ /h
SPEmin	49	dBa
SPEmax	62	dBa
SPEboost	68	dBa
PO	-	W
PS	0,48	W
PI		
F	1.1	
EEL	69,8	
Qbep	382,0	m ³ /h
Pbep	384	Pa
Qboost	680,0	m ³ /h
Wbep	155,1	W
WL	23,00	W
Emiddle	336	lex
Lwa-SPEmax	62	dBa

PF_Product fiche according to 65/2014 S_Supplier name / M_Model identification / AEC_Annual Energy Consumption (AEC hood) / EEC_Energy Efficiency class / FDE_Fluid Dynamic Efficiency (FDE hood) / FDEC_Fluid Dynamic Efficiency class / LE_Lighting Efficiency (LE hood) / LEC_Lighting Efficiency class / GFE_Grease Filtering Efficiency / GFEC_Grease Filtering Efficiency class / Qmin_Air flow (in m³/h) at min speed in normal use / Qmax_Air flow (in m³/h) at max speed in normal use / Qboost_Air flow (in m³/h) at intensive or boost setting (max air-flow) / SPEmin_Airborne acoustical A-weighted sound power emissions at min speed in normal use / SPEmax_Airborne acoustical A-weighted sound power emissions at max speed in normal use / SPEboost_Airborne acoustical A-weighted sound power emissions (in dB) at intensive or boost setting / PO_Power consumption in off mode (Po) / Ps_Power consumption in stand by mode (Ps). **PI_Additional information according to 66/2014** F_Time increase factor / EEL_Energy Efficiency Index / Qbep_Measured air flow rate at best efficiency point / Pbep_Measured air pressure at best efficiency point / Qboost_Maximum air flow / Wbep_Measured electric power input at best efficiency point / WL_Nominal power of the lighting system / Emiddle_Average illumination of the lighting system on the cooking surface / Lwa=SPEmax_Sound pressure level at the highest speed.