

Version	Worktop - 90 cm - Black glossy/red LED - 800 m ³ /h
Design	Falmec Lab
Collection	Cooking

TECHNICAL FEATURES

Materials/Finishes	Black glossy glass ceramic
Features	<p>Timer / minute minder</p> <p>Automode (suction speed automatically adjusts to cooking power)</p> <p>Motorized flap system</p> <p>Grease and odour filter basket with liquid collection tray</p> <p>Flex Surface technology</p> <p>Motor position adjustment system to optimise cabinet space</p>

Control	<p>"Touch slider" control</p> <p>9 cooking levels + boost</p>
----------------	---

Function	Extracting/Filtering
-----------------	----------------------

Filters	<p>Metallic grease filter, removable and washable</p> <p>Carbon.Zeo Microtech regenerable filter (optional)</p>
----------------	---

Power	Power level management from 2.8kW to 7.4kW
--------------	--

Motor	Brushless Motor
--------------	-----------------

Dimensions	90 cm
-------------------	-------

Cooking Functions	<p>Residual heat indicators</p> <p>Recall function</p> <p>Keep warm function (44°)</p> <p>Automatic pot detection</p> <p>Automatic cut-off timer (for each cooking zone)</p> <p>Safety switch-off / safety lock function</p> <p>Pause function</p> <p>Double Bridge Function</p> <p>Chef function</p>
--------------------------	---

Notes	<p>Structure with simplified installation from March 2025</p>
--------------	---



Photograph is for information purposes only. May not correspond to the selected version

CONNECTION AND CONSUMPTION FUNCTIONS

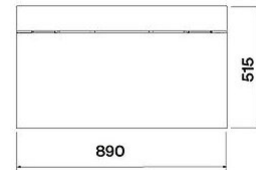
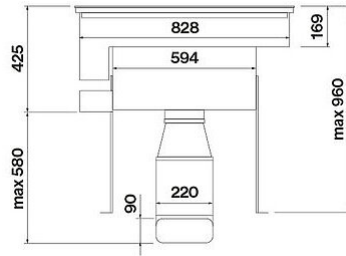
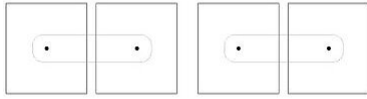
Maximum consumption	7560 W
Voltage/Frequency	220-240V 50-60Hz

MOTOR

Motor	Brushless Motor 800 m ³ /h
Maximum capacity	690 m ³ /h I.E.C.61591
Maximum sound level	65 dB (A)re1pW I.E.C. 60704-2-13
Energy class	A+++

WEIGHTS AND VOLUMES

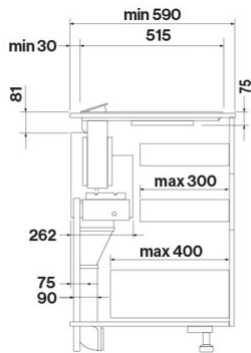
Gross weight	35.5 kg
Net weight	30.3 kg
Volume	0.29 m ³
Packaging dimensions	L 980 x H 482 x P 615 mm



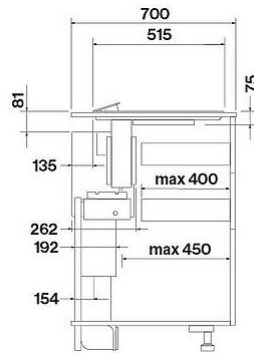
Cooking zones layout

Frontal view

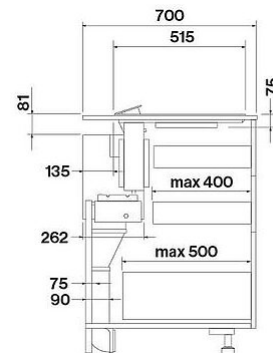
Top view



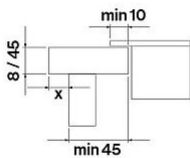
Side view with motor in front position



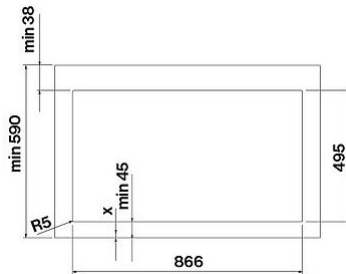
Side view with motor in rear position with Silence Kit KACL.1026



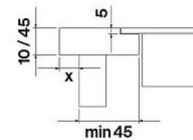
Side view with motor in rear position



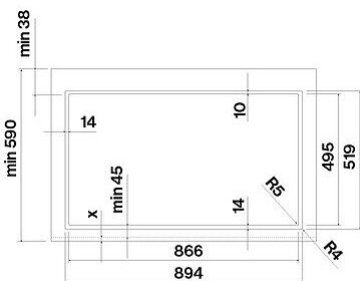
Topmounted installation



Hole dimensions



Flushmounted installation



Hole dimensions

Optional accessories

Code	Description
KACL.1026	Silence Kit

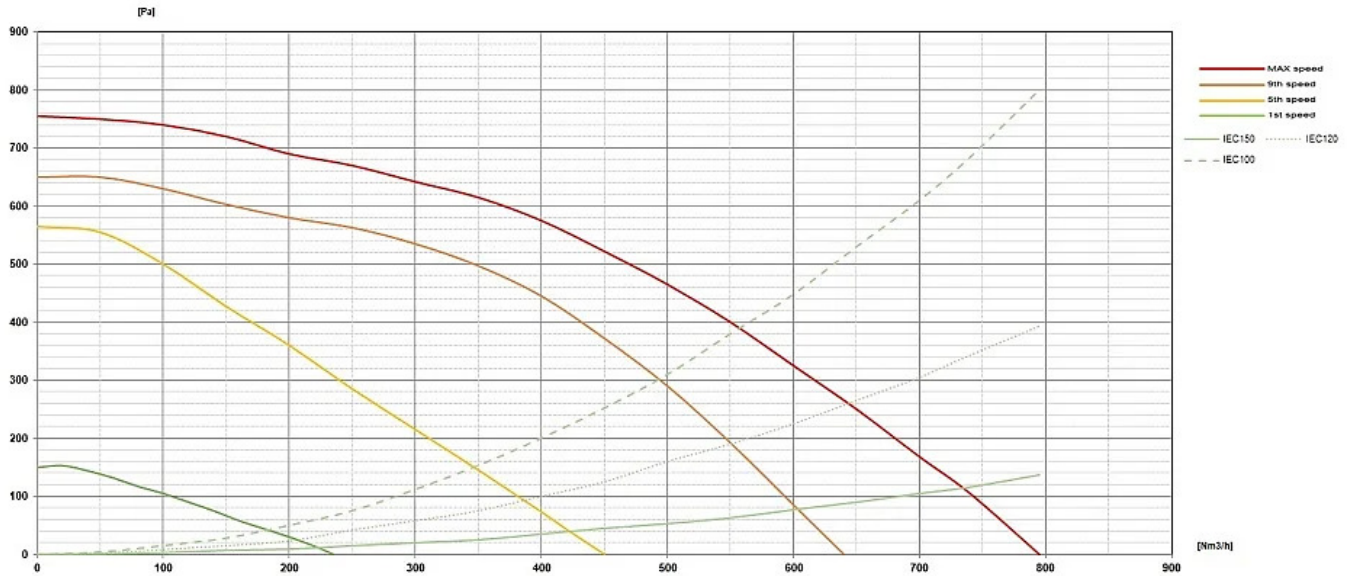
Optional accessories


<i>Code</i>	<i>Description</i>
KACL.1054	Carbon.Zeo Microtech regenerable filter (2x)

ENGINE SPECIFICATIONS

Motor speed	1	5	9	10
Noise dB(A) re1pW I.E.C. 60704-2-13	44	57	65	66
Capacity	254	460	640	690
Maximum pressure (Pa)	200	650	670	680
Motor power (W)	11	50	110	150
Air outlet	150	150	150	150

FLOW RATE / PRESSURE





PF		
S	Falmec Lab	
M	Worktop - 90 cm - Black glossy/red LED - 800 m3/h	
AEC	16.50	kWh/a
EEC	A+++	
FDE	43.40	
FDEC	A	
LE	0.00	
LEC		
GFE	87	
GFEC	B	
Qmin	254	m ³ /h
Qmax	640	m ³ /h
Qboost	690	m ³ /h
SPEmin	44	dBa
SPEmax	65	dBa
SPEboost	66	dBa
PO	0	W
PS	0.48	W

PI		
F	0.40	
EEL	21.30	
Qbep	384	m ³ /h
Pbep	460	Pa
Qboost	690	m ³ /h
Wbep	113	W
WL	0.00	W
Emiddle	0	lux
Lwa-SPEmax	65	dBa

PF_Scheda prodotto conforme a 65/2014 S_Supplier name / M_Model identification / AEC_Annual Energy Consumption (AEC hood) / EEC_Energy Efficiency class / FDE_Fluid Dynamic Efficiency (FDE hood) / FDEC_Fluid Dynamic Efficiency class / LE_Lighting Efficiency (LE hood) / LEC_Lighting Efficiency class / GFE_Grease Filtering Efficiency / GFEC_Grease Filtering Efficiency class / Qmin_Air flow (in m³/h) at min speed in normal use / Qmax_Air flow (in m³/h) at max speed in normal use / Qboost_Air flow (in m³/h) at intensive or boost setting (max air-flow) / SPEmin_Airborne acoustical A-weighted sound power emissions at min speed in normal use / SPEmax_Airborne acoustical A-weighted sound power emissions at max speed in normal use / SPEboost_Airborne acoustical A-weighted sound power emissions (in dB) at intensive or boost setting / P0_Power consumption in off mode (Po) / Ps_Power consumption in stand by mode (Ps).

PI_Additional information according to 66/2014 Calculation methods: EN 61591:2020 F_Time increase factor / EEL_Energy Efficiency Index / Qbep_Measured air flow rate at best efficiency point / Pbep_Measured air pressure at best efficiency point / Qboost_Maximum air flow / Wbep_Measured electric power input at best efficiency point / WL_Nominal power of the lighting system / Emiddle_Average illumination of the lighting system on the cooking surface / Lwa=SPEmax_Sound pressure level at the highest speed.