

## GRUPPO INCASSO

### Version

Built-in 70 cm - 800 m3/h

### Collection

Design

### EAN code

8034122353418



*The photograph is purely for information  
It may not correspond to the selected version.*

## FEATURES

**Scotch brite stainless steel (AISI 304)**

**Perimeter suction**

**Electronic control**

**Metallic grease filter, removable and washable**

**Charcoal filter included**

**Optional remote control**

**Dynamic LED Light (2700K - 5600K)**

## OPTIONAL ACCESSORIES

### KACL.770#41F

Remote under-roof 1100 m3/h

Brushless

### KACL.786#41F

Outdoor extractor fan 1000

m3/h

### KACL.796#4AF

Outdoor extractor fan 1500 m3/h

### KACL.797#4AF

Remote under-roof motor 1300

m3/h

### KACL.798#41F

Remote under-roof motor 950

m3/h

### KACL.815

Protective cleaning cloths for

stainless steel (box 10 pcs)

### 105080053

Remote control

## TECHNICAL FEATURES

### Installation type

Built-in

### Dimensions

70 cm

### Finishing

Scotch brite stainless steel (AISI 304)

### Motor

800 m<sup>3</sup>/h

### Type of control

Electronic control

### Speed settings

4

### Lighting

Led 2x1,2 W - 2700 K / 5600 K

### Filter

3 x Metallic filter "Base" -

204x207 mm

### Charcoal filter

Round charcoal filter Ø170 mm -

Type 6 (included)

### Minimum distance

Gas hob: 62 cm

Electric hob: 52 cm

## PACKAGING:WEIGHTS AND VOLUMES

### Gross weight

12 kg

### Net weight

9.4 kg

### Volumes

0.12 m<sup>3</sup>

### Packaging size

Length

855 mm

Height

380 mm

Depth

375 mm

## CONSUMPTION AND CONNECTION FEATURES

### Maximum consumption

280 W

### Voltage

220-240V

### Frequency

50-60Hz

### Plug type

Shuko

## MOTOR TECHNICAL SHEET

### Maximum capacity

670 m<sup>3</sup>/h

I.E.C. 61591

### Maximum noise level

67 dB(A)re1pW

I.E.C.60704-2-13

### Maximum pressure (Pa)

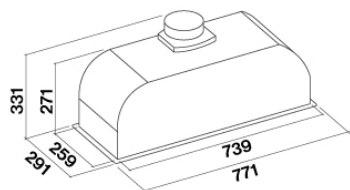
500 Pa

### Max. motor power

215 W

## ENERGY CLASS

B



Cut-out size: 751 x 262 mm

## GRUPPO INCASSO

### Version

Built-in 70 cm - 800 m<sup>3</sup>/h

### Collection

Design

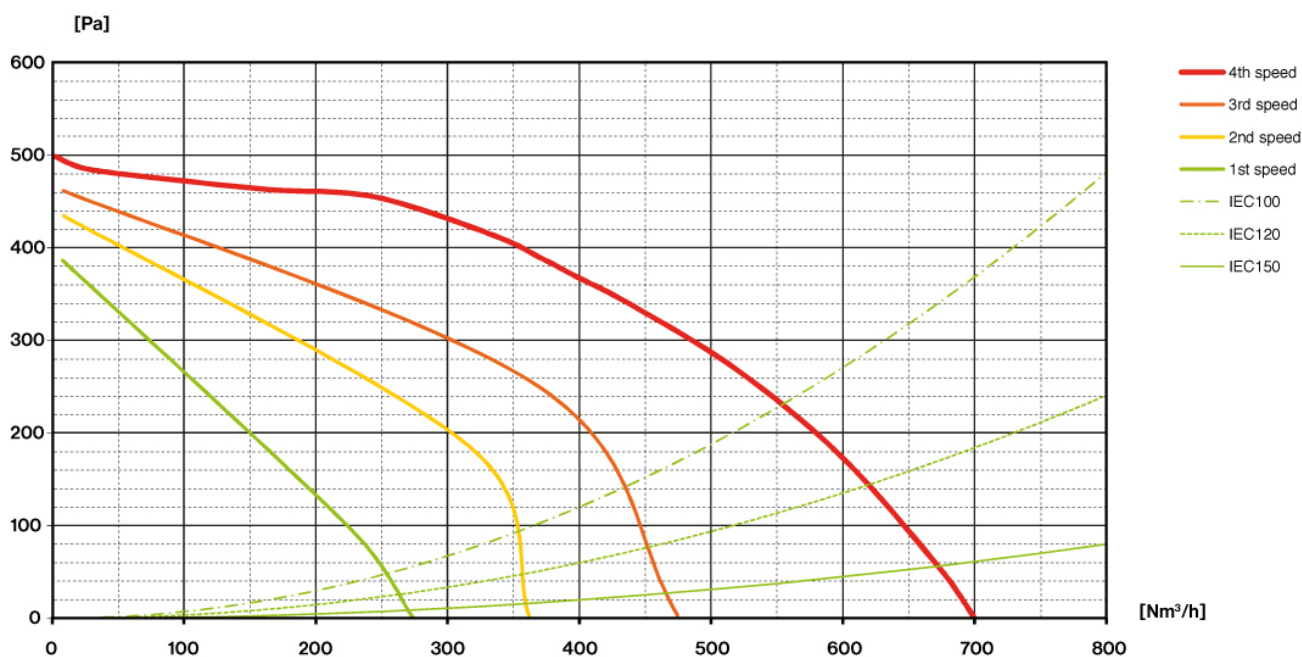
### EAN code

8034122353418

## MOTOR TECHNICAL SHEET

Motor speed	1	2	3	4
Noise level dB(A) <sub>re1pW-I.E.C.60704-2-13</sub>	49	55	61	67
Capacity (m <sup>3</sup> /h) I.E.C.61591	270	360	470	670
Maximum pressure (Pa)	390	420	460	500
Motor Power (W)	134	156	180	215
Air outlet	150	150	150	150

## CAPACITY / PRESSURE



## GRUPPO INCASSO

### Version

Built-in 70 cm - 800 m3/h


### Collection

Design

### EAN code

8034122353418

## ENERGY LABEL



PF		
S	Falmec Spa	
M	Built-in 70 cm - 800 m3/h	
AEC	63,2	kWh/a
EEC	B	
FDE	25,5	
FDEC	B	
LE	27,9	
LEC	B	
GFE	53,0	
GFEC	F	
Qmin	270,0	m <sup>3</sup> /h
Qmax	470,0	m <sup>3</sup> /h
Qboost	670,0	m <sup>3</sup> /h
SPEmin	49	dBa
SPEmax	61	dBa
SPEboost	67	dBa
PO	-	W
PS	0,48	W
PI		
F	1,1	
EEL	63,5	
Qbep	333,0	m <sup>3</sup> /h
Pbep	407	Pa
Qboost	670,0	m <sup>3</sup> /h
Wbep	147,7	W
WL	5,30	W
Emiddle	148	lex
Lwa-SPEmax	61	dBa

**PF\_Product fiche according to 65/2014** S\_Supplier name / M\_Model identification / AEC\_Annual Energy Consumption (AEC hood) / EEC\_Energy Efficiency class / FDE\_Fluid Dynamic Efficiency (FDE hood) / FDEC\_Fluid Dynamic Efficiency class / LE\_Lighting Efficiency (LE hood) / LEC\_Lighting Efficiency class / GFE\_Grease Filtering Efficiency / GFEC\_Grease Filtering Efficiency class / Qmin\_Air flow (in m<sup>3</sup>/h) at min speed in normal use / Qmax\_Air flow (in m<sup>3</sup>/h) at max speed in normal use / Qboost\_Air flow (in m<sup>3</sup>/h) at intensive or boost setting (max air-flow) / SPEmin\_Airborne acoustical A-weighted sound power emissions at min speed in normal use / SPEmax\_Airborne acoustical A-weighted sound power emissions at max speed in normal use / SPEboost\_Airborne acoustical A-weighted sound power emissions (in dB) at intensive or boost setting / PO\_Power consumption in off mode (Po) / Ps\_Power consumption in stand by mode (Ps). **PI\_Additional information according to 66/2014** F\_Time increase factor / EEL\_Energy Efficiency Index / Qbep\_Measured air flow rate at best efficiency point / Pbep\_Measured air pressure at best efficiency point / Qboost\_Maximum air flow / Wbep\_Measured electric power input at best efficiency point / WL\_Nominal power of the lighting system / Emiddle\_Average illumination of the lighting system on the cooking surface / Lwa=SPEmax\_Sound pressure level at the highest speed.